


INSTITUCION EDUCATIVA SAN PEDRO CLAVER KM16

ÁREA: Inglés GRADO: Quinto



I.E SAN PEDRO
CLAVER KM.16
GUIA DE INGLES
GRADO QUINTO






Estudiante: _____ Docente: _____

ACTIVITY # 1: DEMONSTRATIVES

Observa las fichas y contextualiza los demostrativos.

ADJETIVOS DEMOSTRATIVOS		Los adjetivos demostrativos en inglés			
SINGULAR	PLURAL				
THIS Este - Esta	THESE Estos - Estas	THIS	THAT	THESE	THOSE
THAT Aquel - Aquella	THOSE Aquellos - Aquellas				

Demostrativos en inglés









 This cat is small Este gato es pequeño	 These cats are small Estos gatos son pequeños
 That cat is small Ese gato es pequeño	 Those cats are small Esos gatos son pequeños
 Si quieres aprender inglés GRATIS, ve a: www.aprenderinglesrapidoysfacil.com	
This ➡ +Este +Esta	These ➡ +Estos +Estas
That ➡ +Ese +Esa	Those ➡ +Esos +Esas

Estudiante: _____ Docente: _____

ACTIVITY # 2: DEMONSTRATIVES





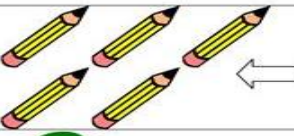




Observa la ficha, corta y pega el demostrativo que corresponda a cada caso

This or These?
Cut and paste the correct demonstrative adjective.

	cat		this
	cats		these
	dog		this
	dogs		these
	apple		this
	apples		these
	pear		this
	pears		these

ACTIVITY # 3: DEMONSTRATIVE

Observa la ficha, y completa con this, that, these, those según el caso: la flecha indica cerca o lejos el objeto(s)

this	that	these	those
	←		What is
		←	What is
		←	What are
		←	What are
		←	What are
	←		What is
		←	What are
		←	What is
		←	What are


Estudiante: _____ Docente: _____


ACTIVITY # 4: THIS, THAT, THESE, THOSE.


Observa la ficha, mira las imágenes y completa las oraciones con this, that, these, those, luego enumera la imagen con la oración que corresponde.


Analiza muy bien las imágenes de los círculos, si observas bien te podrás dar de cuenta que hay animales lejos – cerca y otros en singular y plural. Utiliza el diccionario como medio de ayuda.

This - That -These -Those




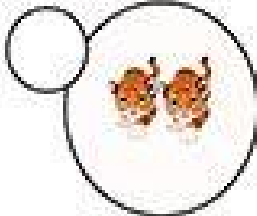




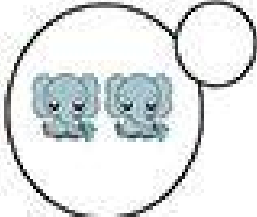











This a dog That a dog These are birds Those are birds

Complete whit this, that, these or those and match the sentences to the pictures.

	1. _____ is a tiger.	
	2. _____ are monkeys.	
	3. _____ is an ant.	
	4. _____ are elephants.	
	5. _____ are giraffes.	
	6. _____ are ants.	
	7. _____ is an elephants.	
	8. _____ are tigers.	
	9. _____ is a monkey.	
	10. _____ is a giraffe.	

Estudiante: _____ Docente: _____

ACTIVITY # 4: Reading Comprehension

Con ayuda del diccionario traduce la siguiente lectura, copia la traducción y responde a las preguntas del análisis del texto:

Little Fox

A fox has been in my yard. He wants to play. The fox gets on the log. Then he hides under the deck. He is fun.



Circle the correct answer.

1. What is in the yard?

fox

frog

dog

2. Where does the fox hide?

on the log

under the deck

in the tree

Write your answer.

3. What does the fox want to do?

©Tobin, March 2015

Traducción:

VIDEOS LUDICOS



<https://www.youtube.com/watch?v=F4uJaaugGwk>

<https://www.youtube.com/watch?v=BcxmWhY-zx8>

<https://www.youtube.com/watch?v=TkpSsdQCaKY>

<https://www.youtube.com/watch?v=mU-xKGmWcOc>

BIBLIOGRAFIA

<http://eduteka.icesi.edu.co/>

<https://co.pinterest.com/>